

Environmental product declaration

in accordance with ISO 14025 and EN 15804+A2

Brace Meeting Table





Owner of the declaration:

Kinnarps AB

Product:

Brace Meeting Table

Declared unit:

1 pcs

This declaration is based on Product Category Rules:

CEN Standard EN 15804:2012+A2:2019 serves as core

PCR

NPCR 026:2022 Part B for Furniture

Program operator:

EPD-Global

Declaration number:

NEPD-15401-18946

Issue date:

07.04.2026

Valid to:

07.04.2031

EPD software:

LCAno EPD generator ID: 1414832

EPD-Global

General information

Product

Brace Meeting Table

Program operator:

EPD-Global
Post Box 5250 Majorstuen, 0303 Oslo, Norway
Phone: +47 977 22 020
web: www.epd-global.com

Declaration number:

NEPD-15401-18946

This declaration is based on Product Category Rules:

CEN Standard EN 15804:2012+A2:2019 serves as core PCR
NPCR 026:2022 Part B for Furniture

Statement of liability:

The owner of the declaration shall be liable for the underlying information and evidence. EPD-Global shall not be liable with respect to manufacturer information, life cycle assessment data and evidences.

Declared unit:

1 pcs Brace Meeting Table

Declared unit (cradle to gate) with option:

A1-A3, A4, A5, B2, B3, B4, C1, C2, C3, C4, D

Functional unit:

Production of one table, provided and maintained for a period of 15 years.

General information on verification of EPD from EPD tools:

Independent verification of data, other environmental information and the declaration according to ISO 14025:2010, § 8.1.3 and § 8.1.4. Verification of each EPD is made according to EPD-Global's guidelines for verification and approval requiring that tools are i) integrated into the company's environmental management system, ii) the procedures for use of the EPD tool are approved by EPD-Global, and iii) the process is reviewed annually by an independent third party verifier. See Appendix G of EPD-Global's General Programme Instructions for further information on EPD tools

Verification of EPD tool:

Independent third party verification of the EPD tool, background data and test-EPD in accordance with EPD-Global's procedures and guidelines for verification and approval of EPD tools.

Third party verifier:

Elisabet Amat, GREENIZE projects

(no signature required)

Owner of the declaration:

Kinnarps AB
Contact person: Johanna Ljunggren - Corporate Sustainability Manager
Phone: +46 515 381 21
e-mail: johanna.ljunggren@kinnarps.se

Manufacturer:

Kinnarps AB

Place of production:

Kinnarps AB
Industrigatan
521 88 Kinnarp, Sweden

Management system:

ISO 9001, ISO 14001, ISO 45001

Organisation no:

556256-6736

Issue date:

07.04.2026

Valid to:

07.04.2031

Year of study:

2025

Comparability:

EPD of construction products may not be comparable if they not comply with EN 15804 and seen in a building context.

Development and verification of EPD:

The declaration is created using EPD tool lca.tools ver EPD2022.03, developed by LCA.no. The EPD tool is integrated in the company's management system, and has been approved by EPD-Global.

Developer of EPD: Rickard Thil

Reviewer of company-specific input data and EPD: Johanna Ljunggren

Approved:



Håkon Hauan, CEO EPD-Global

Product

Product description:

Brace meeting table BRL2410 with white pigmented ash veneer finish.

Brace is a wooden table series that combines aesthetics, functionality and sustainability – designed to create a warm and welcoming office atmosphere. Thanks to its versatility, Brace works just as well for creative project meetings as for individual work in work lounges or in different types of meeting rooms. The series offers a wide range of shapes, sizes, heights and materials, making it easy to adapt the tables to different needs and types of meetings. With height options of 740, 900 and 1050 mm, users are encouraged to vary between sitting and standing positions, supporting both ergonomics and wellbeing. To create an efficient and harmonious working environment, Brace is equipped with smart solutions for technology and power – easily accessible sockets and discreet cable management that minimize distraction and contribute to a clean expression. It is built with a limited number of components, making it easy to repair, separate and recycle.

Product specification

This EPD Includes the following variants:

- BRL189 - 180x90 cm, 74 cm legs and veneer finish
- BRL 4812 - 480x120 cm , 74 cm legs, connecting leg in metal and veneer finish
- BRM2410 - 240x100 cm, 90 cm legs and veneer finish
- BRH2410 - 240x100 cm, 105 cm legs and veneer finish
- BRL2410 - 240x100 cm, 74 cm legs and laminate finish
- BRL1300 - 130 cm Ø, 74 cm legs and veneer finish
- BRL2410 - 240x100 cm, 74 cm legs and veneer finish, without frame.

Included options are:

- ACB3-S - Conference box
- 1BRCSF-L - Cable Sleeve with holder
- 1BRT - Tray
- 1BRCBP - Cover box

Materials	kg	%	Recycled share in material (kg)	Recycled share in material (%)
Glue for wood	0.325	0.474	0.00	0.00
Metal - Steel	19.79	28.87	0.4975	2.51
Paint, water-based	0.111	0.1619	0.00	0.00
Powder coating	0.045	0.06563	0.00	0.00
Wood	33.84	49.35	33.84	100.00
Wood - Chipboard	4.86	7.09	2.19	45.00
Wood - Solid ash	9.59	13.99	0.00	0.00
Total	68.57	100.00	36.53	

Packaging	kg	%	Recycled share in material (kg)	Recycled share in material (%)
Packaging - Plastic	0.045	100.00	0.00	0.00
Total incl. packaging	68.62	100.00	36.53	

Technical data:

Certifications:
Möbelfakta

Brace is FSC® certified (FSC®C010544) in all standard executions.

Fulfilled technical standards:

EN 15372 Furniture - Strength, durability and safety - Requirements for non-domestic tables - Level 2

Market:

Mainly Europe, but is available worldwide.

Reference service life, product

15 years.

Reference service life, building

Not relevant.

LCA: Calculation rules

Declared unit:

1 pcs Brace Meeting Table

Cut-off criteria:

All major raw materials and all the essential energy is included. The production processes for raw materials and energy flows with very small amounts (less than 1%) are not included. These cut-off criteria do not apply for hazardous materials and substances.

Allocation:

The allocation is made in accordance with the provisions of EN 15804. Incoming energy and water and waste production in-house is allocated equally among all products through mass allocation. Effects of primary production of recycled materials is allocated to the main product in which the material was used. The recycling process and transportation of the material is allocated to this analysis.

Data quality:

Specific data for the product composition are provided by the manufacturer. They represent the production of the declared product and were collected for EPD development in the year of study. Background data is based on registered EPDs according to EN 15804, Ostfold Research databases, ecoinvent and other LCA databases. The data quality of the raw materials in A1 is presented in the table below.

Materials	Source	Data quality	Year
Glue for wood	ecoinvent 3.6	Database	2019
Metal - Steel	EPD-IES-0023966	EPD	2023
Metal - Steel	S-P-02242	EPD	2021
Packaging - Plastic	ecoinvent 3.6	Database	2019
Paint, water-based	ecoinvent 3.6	Database	2019
Powder coating	ecoinvent 3.6	Database	2019
Wood	MD-25070-EN	EPD	2024
Wood - Chipboard	Modified ecoinvent 3.6	Database	2019
Wood - Solid ash	modified ecoinvent 3.6	Database	2019

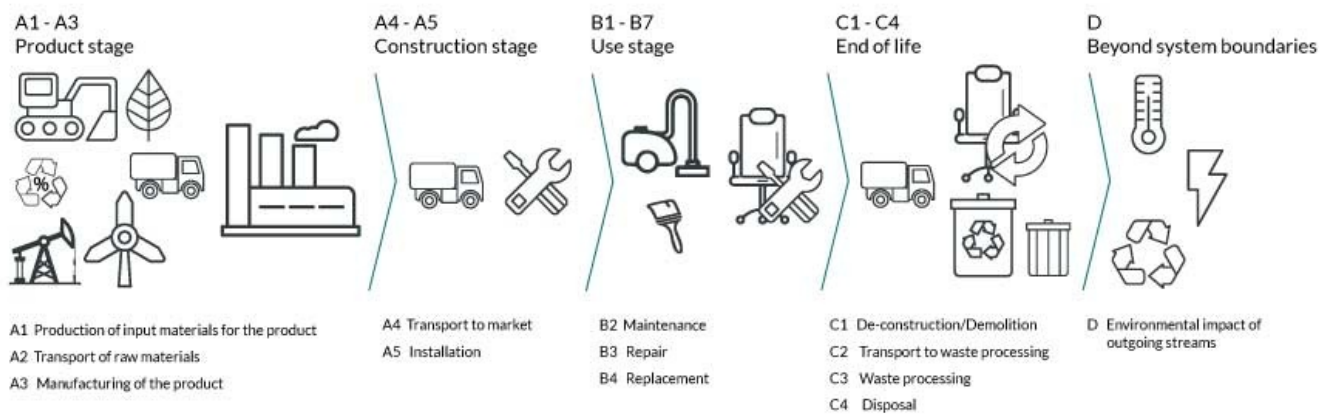
System boundaries (X=included, MND=module not declared, MNR=module not relevant)

Product stage			Construction installation stage		Use stage						End of life stage				Beyond the system boundaries	
Raw materials	Transport	Manufacturing	Transport	Assembly	Use	Maintenance	Repair	Replacement	Refurbishment	Operational energy use	Operational water use	De-construction demolition	Transport	Waste processing	Disposal	Reuse-Recovery-Recycling-potential
A1	A2	A3	A4	A5	B1	B2	B3	B4	B5	B6	B7	C1	C2	C3	C4	D
X	X	X	X	X	MND	X	X	X	MND	MND	MND	X	X	X	X	X

System boundary:

The metal components are manufactured at Kinnarps’ production site in Jönköping. The wooden components are manufactured at Kinnarps’ production site in Kinnarp, from where the final product is also shipped. Some small plastic and metal components, such as screws and dampeners, are purchased as pre-manufactured parts.

The flow chart below illustrates the system boundaries of the analysis.



Additional technical information:

LCA: Scenarios and additional technical information

The following information describe the scenarios in the different modules of the EPD.

The product is shipped to the consumer in Kinnarps' trucks with blankets and cardboard sheets as packaging material which is returned to the factory after delivery and reused. This method saves 270 kg of packaging material per container and enables 50% more products to be transported in each truck. Kinnarps' trucks have a load efficiency of approximately 87 % and are run on a fuel with renewable content (HVO). For more information about sustainability at Kinnarps, visit <https://www.kinnarps.com/about-kinnarps/sustainability/>.

The maintenance scenario includes wet-wiping once a week for the whole reference service life.

In normal use, no repair or replacement is required during the product's referenced service life.

Transport from production place to user (A4)	Capacity utilisation (incl. return) %	Distance (km)	Fuel/Energy Consumption	Unit	Value (Liter/tonne)
Truck, over 32 tonnes, HVO, EURO 6 (kgkm)	53.3 %	300.00	0.023	l/tkm	6.90
Assembly (A5)					
Unit	Value				
Waste, packaging, plastic film (LDPE), to average treatment - A5 (kg)	kg	0.045			
Maintenance (B2)					
Unit	Value				
Water, tap water (m3)	m3	0.78			
Transport to waste processing (C2)					
Capacity utilisation (incl. return) %	Distance (km)	Fuel/Energy Consumption	Unit	Value (Liter/tonne)	
Truck, over 32 tonnes, EURO 6 (km)	53.3 %	85.00	0.023	l/tkm	1.96
Waste processing (C3)					
Unit	Value				
Waste treatment per kg Wood, incineration with fly ash extraction (kg)	kg	48.30			
Waste treatment per kg Hazardous waste, incineration (kg)	kg	0.325			
Waste treatment per kg Non-hazardous waste, incineration with fly ash extraction - C3 (kg)	kg	0.045			
Waste, materials to recycling (kg)	kg	6.72			
Waste treatment per kg Scrap steel, incineration with fly ash extraction (kg)	kg	19.79			
Disposal (C4)					
Unit	Value				
Landfilling of ashes from incineration of Wood, process per kg ashes and residues (kg)	kg	0.5555			
Landfilling of ashes from incineration of Hazardous waste, from incineration (kg)	kg	0.06143			
Landfilling of ashes from incineration of Non-hazardous waste, process per kg ashes and residues - C4 (kg)	kg	0.01068			
Landfilling of ashes and residues from incineration of Scrap steel (kg)	kg	13.08			
Benefits and loads beyond the system boundaries (D)					
Unit	Value				
Substitution of thermal energy, district heating, in Norway (MJ)	MJ	508.55			
Substitution of electricity, in Norway (MJ)	MJ	33.61			
Substitution of primary steel with net scrap (kg)	kg	5.69			

LCA: Results

The LCA results are presented below for the declared unit defined on page 2 of the EPD document.

Environmental impact							
Indicator	Unit	A1-A3	A4	A5	B2	B3	
GWP-total	kg CO ₂ -eq	1.31E+00	5.10E-01	3.56E-03	2.69E-01	0	
GWP-fossil	kg CO ₂ -eq	7.73E+01	5.08E-01	3.56E-03	2.67E-01	0	
GWP-biogenic	kg CO ₂ -eq	-7.63E+01	7.55E-04	4.92E-07	1.68E-03	0	
GWP-luluc	kg CO ₂ -eq	3.43E-01	5.78E-04	2.73E-07	4.35E-04	0	
ODP	kg CFC11 -eq	3.49E-06	1.25E-07	2.14E-10	2.37E-08	0	
AP	mol H ⁺ -eq	2.79E-01	3.68E-03	4.39E-06	1.56E-03	0	
EP-FreshWater	kg P -eq	9.54E-04	1.57E-05	7.33E-09	2.14E-05	0	
EP-Marine	kg N -eq	7.70E-02	1.05E-03	4.02E-06	2.48E-04	0	
EP-Terrestrial	mol N -eq	8.19E-01	1.17E-02	1.57E-05	2.88E-03	0	
POCP	kg NMVOC -eq	6.42E-01	4.46E-03	5.18E-06	9.05E-04	0	
ADP-minerals&metals ¹	kg Sb-eq	4.43E-04	3.45E-05	1.90E-08	7.48E-06	0	
ADP-fossil ¹	MJ	1.27E+03	1.15E+01	1.47E-02	4.57E+00	0	
WDP ¹	m ³	3.23E+04	2.30E+01	5.20E-02	8.18E+01	0	

Indicator	Unit	B4	C1	C2	C3	C4	D
GWP-total	kg CO ₂ -eq	0	0	5.13E-01	7.78E+01	1.91E-01	-9.32E+00
GWP-fossil	kg CO ₂ -eq	0	0	5.13E-01	1.51E+00	1.91E-01	-9.21E+00
GWP-biogenic	kg CO ₂ -eq	0	0	2.20E-04	7.63E+01	1.30E-04	-9.54E-03
GWP-luluc	kg CO ₂ -eq	0	0	1.56E-04	3.01E-04	4.98E-05	-1.04E-01
ODP	kg CFC11 -eq	0	0	1.24E-07	1.41E-07	4.89E-08	-2.15E-01
AP	mol H ⁺ -eq	0	0	1.65E-03	9.32E-03	1.16E-03	-5.54E-02
EP-FreshWater	kg P -eq	0	0	4.08E-06	3.04E-05	1.95E-06	-6.47E-04
EP-Marine	kg N -eq	0	0	3.62E-04	4.11E-03	4.05E-04	-1.44E-02
EP-Terrestrial	mol N -eq	0	0	4.03E-03	4.38E-02	4.50E-03	-1.52E-01
POCP	kg NMVOC -eq	0	0	1.58E-03	1.10E-02	1.29E-03	-5.51E-02
ADP-minerals&metals ¹	kg Sb-eq	0	0	9.14E-06	5.56E-06	2.70E-06	-1.37E-04
ADP-fossil ¹	MJ	0	0	8.33E+00	8.71E+00	3.67E+00	-9.49E+01
WDP ¹	m ³	0	0	6.39E+00	2.57E+01	1.14E+01	-2.00E+02

GWP-total = Global Warming Potential total; GWP-fossil = Global Warming Potential fossil fuels; GWP-biogenic = Global Warming Potential biogenic; GWP-luluc = Global Warming Potential land use and land use change; ODP = Depletion potential of the stratospheric ozone layer; AP = Acidification potential, Accumulated Exceedance; EP-freshwater = Eutrophication potential, fraction of nutrients reaching freshwater end compartment; EP-marine = Eutrophication potential, fraction of nutrients reaching marine end compartment; EP-terrestrial = Eutrophication potential, Accumulated Exceedance; POCP = Formation potential of tropospheric ozone; ADP-minerals&metals = Abiotic depletion potential for non-fossil resources; ADP-fossil = Abiotic depletion for fossil resources potential; WDP = Water (user) deprivation potential, deprivation-weighted water consumption

"Reading example: 9.0 E-03 = 9.0*10⁻³ = 0.009"

1. The results of this environmental impact indicator shall be used with care as the uncertainties on these results are high or as there is limited experienced with the indicator

Remarks to environmental impacts

Additional environmental impact indicators							
Indicator	Unit	A1-A3	A4	A5	B2	B3	
PM	Disease incidence	7.13E-06	1.46E-07	7.90E-11	1.31E-08	0	
IRP ²	kgBq U235 -eq	1.30E+01	4.02E-02	6.64E-05	3.16E-02	0	
ETP-fw ¹	CTUe	7.15E+02	1.46E+01	1.40E-02	4.95E+00	0	
HTP-c ¹	CTUh	1.26E-07	0.00E+00	0.00E+00	7.39E-10	0	
HTP-nc ¹	CTUh	4.61E-07	2.08E-08	1.30E-11	1.64E-08	0	
SQP ¹	dimensionless	1.93E+03	3.14E+01	2.57E-02	1.28E+00	0	

Indicator	Unit	B4	C1	C2	C3	C4	D
PM	Disease incidence	0	0	4.71E-08	1.29E-07	2.03E-08	-1.99E-06
IRP ²	kgBq U235 -eq	0	0	3.64E-02	2.58E-02	1.50E-02	-2.47E-01
ETP-fw ¹	CTUe	0	0	6.09E+00	3.19E+01	2.63E+00	-5.78E+02
HTP-c ¹	CTUh	0	0	0.00E+00	3.32E-09	1.05E-10	-3.43E-08
HTP-nc ¹	CTUh	0	0	5.89E-09	9.23E-08	3.10E-09	4.35E-07
SQP ¹	dimensionless	0	0	9.55E+00	2.13E+00	8.24E+00	-2.86E+02

PM = Particulate Matter emissions; IRP = Ionizing radiation – human health; ETP-fw = Eco toxicity – freshwater; HTP-c = Human toxicity – cancer effects; HTP-nc = Human toxicity – non cancer effects; SQP = Soil Quality (dimensionless)

"Reading example: 9.0 E-03 = 9.0*10⁻³ = 0.009"

1. The results of this environmental impact indicator shall be used with care as the uncertainties on these results are high or as there is limited experienced with the indicator
2. This impact category deals mainly with the eventual impact of low dose ionizing radiation on human health of the nuclear fuel cycle. It does not consider effects due to possible nuclear accidents, occupational exposure nor due to radioactive waste disposal in underground facilities. Potential ionizing radiation from the soil, from radon and from some construction materials is also not measured by this indicator.

Resource use								
Indicator		Unit	A1-A3	A4	A5	B2	B3	
	PERE	MJ	6.63E+02	3.90E-01	3.71E-04	6.21E-01	0	
	PERM	MJ	7.00E+02	0.00E+00	0.00E+00	0.00E+00	0	
	PERT	MJ	1.36E+03	3.90E-01	3.71E-04	6.21E-01	0	
	PENRE	MJ	1.27E+03	1.15E+01	1.47E-02	4.57E+00	0	
	PENRM	MJ	1.09E+01	0.00E+00	-1.91E+00	0.00E+00	0	
	PENRT	MJ	1.28E+03	1.15E+01	-1.90E+00	4.57E+00	0	
	SM	kg	3.89E+01	0.00E+00	0.00E+00	0.00E+00	0	
	RSF	MJ	9.30E-01	1.23E-02	9.74E-06	4.98E-02	0	
	NRSF	MJ	2.13E+00	3.95E-02	2.55E-05	4.91E-02	0	
	FW	m ³	6.03E-01	4.13E-03	7.77E-06	7.85E-01	0	

Indicator		Unit	B4	C1	C2	C3	C4	D
	PERE	MJ	0	0	1.05E-01	7.50E-01	8.67E-02	-2.65E+02
	PERM	MJ	0	0	0.00E+00	-6.42E+02	0.00E+00	0.00E+00
	PERT	MJ	0	0	1.05E-01	-6.41E+02	8.67E-02	-2.65E+02
	PENRE	MJ	0	0	8.33E+00	8.71E+00	3.67E+00	-9.48E+01
	PENRM	MJ	0	0	0.00E+00	-5.83E+01	0.00E+00	0.00E+00
	PENRT	MJ	0	0	8.33E+00	-4.96E+01	3.67E+00	-9.48E+01
	SM	kg	0	0	0.00E+00	0.00E+00	0.00E+00	0.00E+00
	RSF	MJ	0	0	3.67E-03	1.66E-02	2.16E-03	1.81E-01
	NRSF	MJ	0	0	1.23E-02	0.00E+00	2.48E-01	-8.86E+00
	FW	m ³	0	0	9.48E-04	1.36E-02	3.42E-03	-3.27E-01

PERE = Use of renewable primary energy excluding renewable primary energy resources used as raw materials; PERM = Use of renewable primary energy resources used as raw materials; PERT = Total use of renewable primary energy resources; PENRE = Use of non renewable primary energy excluding non-renewable primary energy resources used as raw materials; PENRM = Use of non renewable primary energy resources used as raw materials; PENRT = Total use of non renewable primary energy resources; SM = Use of secondary materials; RSF = Use of renewable secondary fuels; NRSF = Use of non-renewable secondary fuels; FW = Net use of fresh water

"Reading example: 9.0 E-03 = 9.0*10⁻³ = 0.009"

End of life - Waste								
Indicator		Unit	A1-A3	A4	A5	B2	B3	
	HWD	kg	1.80E+00	1.48E-03	0.00E+00	8.64E-04	0	
	NHWD	kg	1.37E+01	2.58E+00	4.50E-02	5.55E-02	0	
	RWD	kg	1.96E-02	5.34E-05	0.00E+00	2.68E-05	0	

Indicator		Unit	B4	C1	C2	C3	C4	D
	HWD	kg	0	0	4.56E-04	0.00E+00	1.34E+01	-3.45E-02
	NHWD	kg	0	0	7.24E-01	3.70E-01	2.88E-01	-3.56E+00
	RWD	kg	0	0	5.69E-05	0.00E+00	2.15E-05	-2.03E-04

HWD = Hazardous waste disposed; NHWD = Non-hazardous waste disposed; RWD = Radioactive waste disposed

"Reading example: 9.0 E-03 = 9.0*10⁻³ = 0.009"

End of life - Output flow								
Indicator		Unit	A1-A3	A4	A5	B2	B3	
	CRU	kg	0.00E+00	0.00E+00	0.00E+00	0.00E+00	0	
	MFR	kg	1.01E+01	0.00E+00	2.30E-02	0.00E+00	0	
	MER	kg	7.12E+00	0.00E+00	2.25E-06	0.00E+00	0	
	EEE	MJ	4.80E+00	0.00E+00	3.46E-06	0.00E+00	0	
	EET	MJ	7.26E+01	0.00E+00	5.23E-05	0.00E+00	0	

Indicator		Unit	B4	C1	C2	C3	C4	D
	CRU	kg	0	0	0.00E+00	0.00E+00	0.00E+00	0.00E+00
	MFR	kg	0	0	0.00E+00	6.72E+00	0.00E+00	0.00E+00
	MER	kg	0	0	0.00E+00	6.85E+01	0.00E+00	0.00E+00
	EEE	MJ	0	0	0.00E+00	3.41E+01	0.00E+00	0.00E+00
	EET	MJ	0	0	0.00E+00	5.16E+02	0.00E+00	0.00E+00

CRU = Components for re-use; MFR = Materials for recycling; MER = Materials for energy recovery; EEE = Exported energy electrical; EET = Exported energy thermal

"Reading example: 9.0 E-03 = 9.0*10⁻³ = 0.009"

Biogenic Carbon Content		
Indicator	Unit	At the factory gate
Biogenic carbon content in product	kg C	2.11E+01
Biogenic carbon content in accompanying packaging	kg C	0.00E+00

Note: 1 kg biogenic carbon is equivalent to 44/12 kg CO₂

Additional requirements

Greenhouse gas emissions from the use of electricity in the manufacturing phase

National production mix from import, low voltage (production of transmission lines, in addition to direct emissions and losses in grid) of applied electricity for the manufacturing process (A3).

Electricity mix	Source	Amount	Unit
Electricity, Sweden (kWh)	ecoinvent 3.6	54.94	g CO ₂ -eq/kWh

Dangerous substances

The product contains substances given by the REACH Candidate list that are less than 0,1 % by weight.

Indoor environment

The product is low-emitting and tested according to Swedish Möbelfakta.

Additional Environmental Information

Key Environmental Indicators

Key environmental performance indicators	Unit	Product stage	Construction stage			Use stage			End-of-life				Net benefits and loads from reuse, recovery, and/or recycling
		A1-A3	A4	A5	B2	B3	B4	C1	C2	C3	C4	D	
GWPtotal	kg CO ₂ -eq	1.31	0.51	0.00	0.27	0.00	0.00	0.00	0.51	77.80	0.19		-9.32
Total energy consumption	MJ	1936.83	11.90	0.02	5.29	0.00	0.00	0.00	8.45	9.48	4.00		-368.20
Share of recycled materials	%	53.16											

Additional environmental impact indicators required in NPCR Part A for construction products

Indicator	Unit	A1-A3	A4	A5	B2	B3
GWPIOBC	kg CO ₂ -eq	7.75E+01	5.10E-01	3.56E-03	2.69E-01	0

Indicator	Unit	B4	C1	C2	C3	C4	D
GWPIOBC	kg CO ₂ -eq	0	0	5.13E-01	1.52E+00	1.92E-01	-9.28E+00

GWPI-IOBC: Global warming potential calculated according to the principle of instantaneous oxidation. In order to increase the transparency of biogenic carbon contribution to climate impact, the indicator GWP-IOBC is required as it declares climate impacts calculated according to the principle of instantaneous oxidation. GWP-IOBC is also referred to as GWP-GHG in context to Swedish public procurement legislation.

Variants and Options

Key environmental indicators (A1-A3) for variants of this EPD






Variants	Weight (kg)	GWPtotal (kg CO ₂ -eq)	Total energy consumption (MJ)	Amount of recycled materials (%)
BRL189 - 180x90 cm, 74 cm legs and veneer finish	52.10	-1.10	1484.53	48.67
BRL 4812 - 480x120 cm, 74 cm legs, connecting leg in metal and veneer finish	118.60	58.20	3683.32	48.92
BRM2410 - 240x100 cm, 90 cm legs and veneer finish	75.90	-4.78	2094.86	53.39
BRH2410 - 240x100 cm, 105 cm legs and veneer finish	77.50	-6.63	2148.29	52.28
BRL2410 - 240x100 cm, 74 cm legs and laminate finish	72.00	0.72	2199.26	27.69
BRL1300 - 130 cm Ø, 74 cm legs and veneer finish	42.60	-22.07	1050.79	58.80
BRL2410 - 240x100 cm, 74 cm legs and veneer finish, without frame	63.90	7.73	1828.77	54.08

Key environmental indicators (A1-A3) for options for this EPD

Options	Weight (kg)	GWPtotal (kg CO ₂ -eq)	Total energy consumption (MJ)	Amount of recycled materials (%)
ACB3-S Conference box	1.40	15.15	184.96	42.83
1BRCSF-L - Cable Sleeve with holder	0.56	25.21	159.65	0.00
1BRT - Tray	2.60	3.44	110.65	1.29
1BRCP - Cover box	0.48	1.26	25.72	85.43

Bibliography

ISO 14025:2010 Environmental labels and declarations - Type III environmental declarations - Principles and procedures.
 ISO 14044:2006 Environmental management - Life cycle assessment - Requirements and guidelines.
 EN 15804:2012+A2:2019 Environmental product declaration - Core rules for the product category of construction products.
 ISO 21930:2017 Sustainability in buildings and civil engineering works - Core rules for environmental product declarations of construction products.
 ecoinvent v3, Allocation, cut-off by classification, Swiss Centre of Life Cycle Inventories.
 Iversen et al., (2021) eEPD v2021.09 Background information for EPD generator tool system verification, LCA.no Report number: 07.21
 Ruud et al., (2023) EPD generator for NPCR026 Part B for Furniture - Background information for EPD generator application and LCA data, LCA.no report number 01.23
 NPCR Part A: Construction products and services. Ver. 2.0. March 2021, EPD-Norge.
 NPCR 026 Part B for Furniture. Ver. 2.0 March 2022, EPD-Norge.

 <small>Powered by EPD-Norway</small>	Program operator and publisher EPD-Global Postboks 5250 Majorstuen, 0303 Oslo, Norway	Phone: +47 977 22 020 e-mail: post@epd-norge.no web: www.epd-global.com
	Owner of the declaration: Kinnarps AB Industrigatan, 521 88 Kinnarp, Sweden	Phone: +46 515 381 21 e-mail: johanna.ljunggren@kinnarps.se web: kinnarps.com
	Author of the Life Cycle Assessment LCA.no AS Dokka 6A, 1671 Kråkerøy, Norway	Phone: +47 916 50 916 e-mail: post@lca.no web: www.lca.no
	Developer of EPD generator LCA.no AS Dokka 6A, 1671 Kråkerøy, Norway	Phone: +47 916 50 916 e-mail: post@lca.no web: www.lca.no
	ECO Platform ECO Portal	web: www.eco-platform.org web: ECO Portal